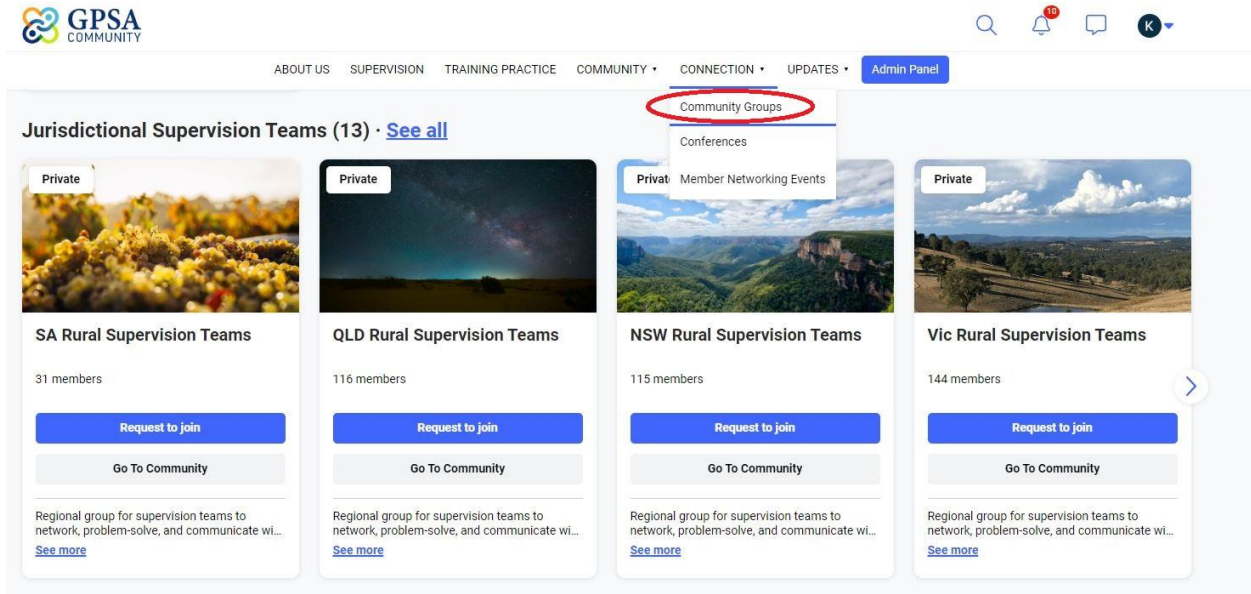


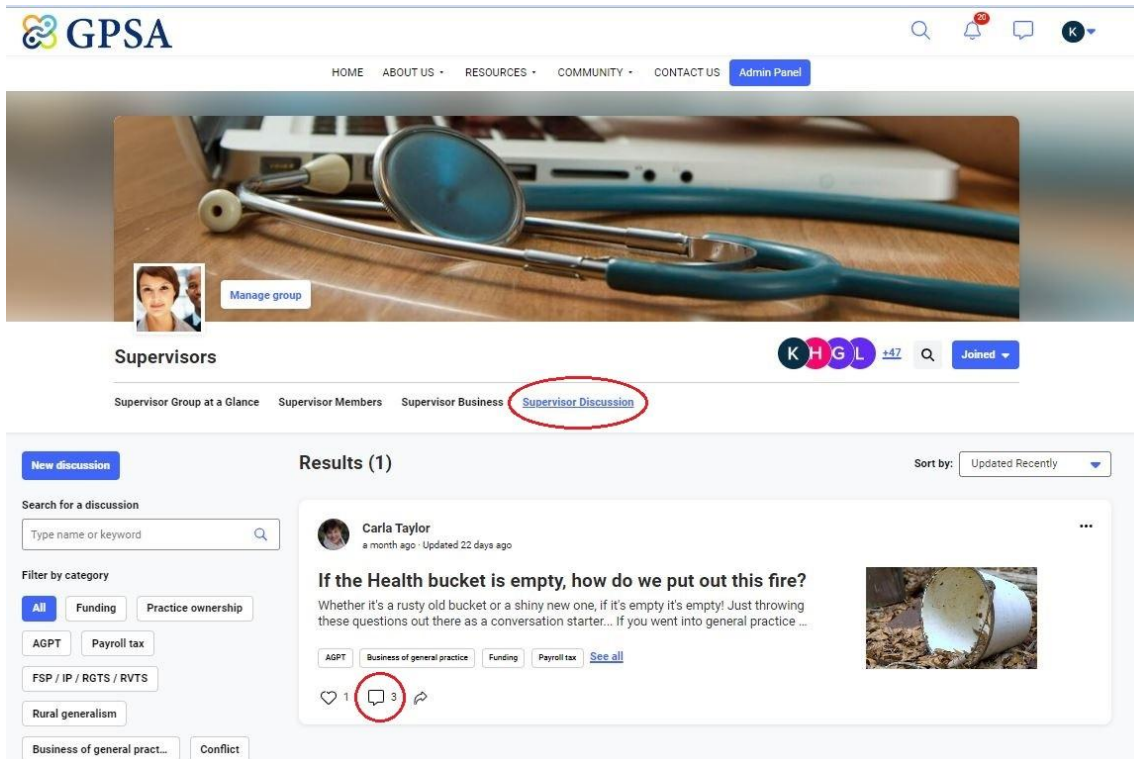
Join a Community Discussion

Once your request to join a Community Group has been granted, you can access the group by clicking on the **Community Groups** sub-menu under the CONNECTION tab. Click on the Community Group you would like to connect with:




The screenshot shows the GPSA Community website interface. At the top, there is a navigation bar with 'ABOUT US', 'SUPERVISION', 'TRAINING PRACTICE', 'COMMUNITY', 'CONNECTION', 'UPDATES', and 'Admin Panel'. The 'CONNECTION' menu is open, and 'Community Groups' is highlighted with a red circle. Below the menu, there are four group cards for 'SA Rural Supervision Teams', 'QLD Rural Supervision Teams', 'NSW Rural Supervision Teams', and 'Vic Rural Supervision Teams'. Each card includes a 'Request to join' button and a 'Go To Community' button.

Once admitted to the Community Group(s) you have selected, to join a discussion click on the Groups Discussion tab



The screenshot shows the 'Supervisors' group page on the GPSA website. The 'Supervisor Discussion' tab is highlighted with a red circle. Below the group header, there is a search bar for discussions, filter options, and a search result for a discussion titled 'If the Health bucket is empty, how do we put out this fire?' by Carla Taylor. The comment icon for this discussion is highlighted with a red circle.

Click on the comment icon  to join the discussion